


Mehrzweck-Ellok BR 243 (BR 143) der DR



ARNOLD

Demontage - Montage
Dismantle - Assemble
Démontage - Montage
Smontaggio - Rimontaggio
Desmontaje - Montaje
Demontage - Montage
Demontage - Montage

BR 243

2304

2308

2305

2309

2306

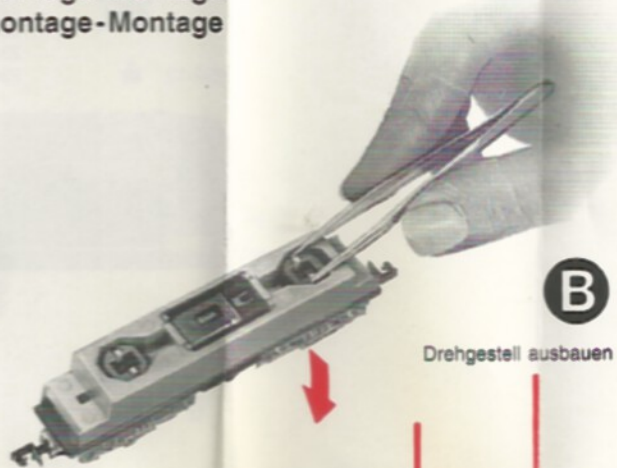
2347

2307

2348




A
Gehäuse abnehmen




B
Drehgestell ausbauen



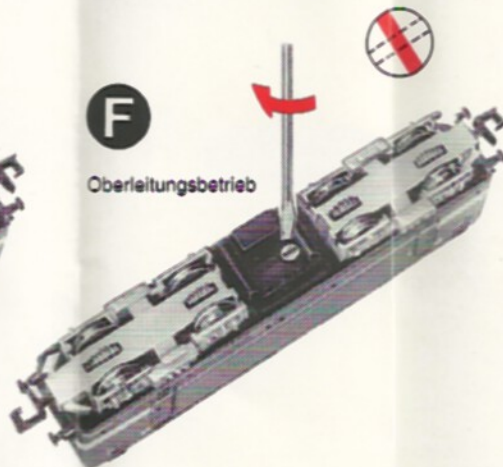
C
Motor ausbauen



D
Kontaktplatte ausbauen



E
Öl
Oil
Huile
Olio
Aceite
Olie
Olie



F
Oberleitungsbetrieb



G
Kohlewechsel
Replace carbon brushes
Changement de charbon
Cambio spazzole
Cambio de carbón
Kohlewissel
Kulskift

Mehrzweck-Ellok BR 243 (BR 143) der DR



BR 243

2304 **2308**
2305 **2309**
2306 **2347**
2307 **2348**

ARNOLD



2309-80

2304-001/0
 2305-001/0
 2306-001/0
 2307-001/0
 2308-001/0
 2309-001/0
 2347-001/0
 2348-001/0



2309-80

0232-12

0232-12



2309-9



2309-9

2309-10



2309-008



0108-93



2309-008



2309-012/0



2309-009



2309-2



2309-009

7361-54

7361-54



2309-007/0



2309-004/0
 2307-004/0
 2306-004/0




2309-005/0
 2307-005/0
 2306-005/0

4495 0441-4



2309-011



2309-010



2309-4
 2307-4
 2306-4